



THE SPINNER GAME

This board game is best played in pairs.
Each pair needs one **pencil**, and one **paper clip**.



HOW TO PLAY:

1. Place paper clip in center of the circle.
2. Place the pencil in the paper clip.
3. One student then flicks the paper clip to make it spin.
4. The students then look at the picture and ask and answer using the target language. Then the student who flicked the clip writes down his/her points.
5. Then it is the other students turn.

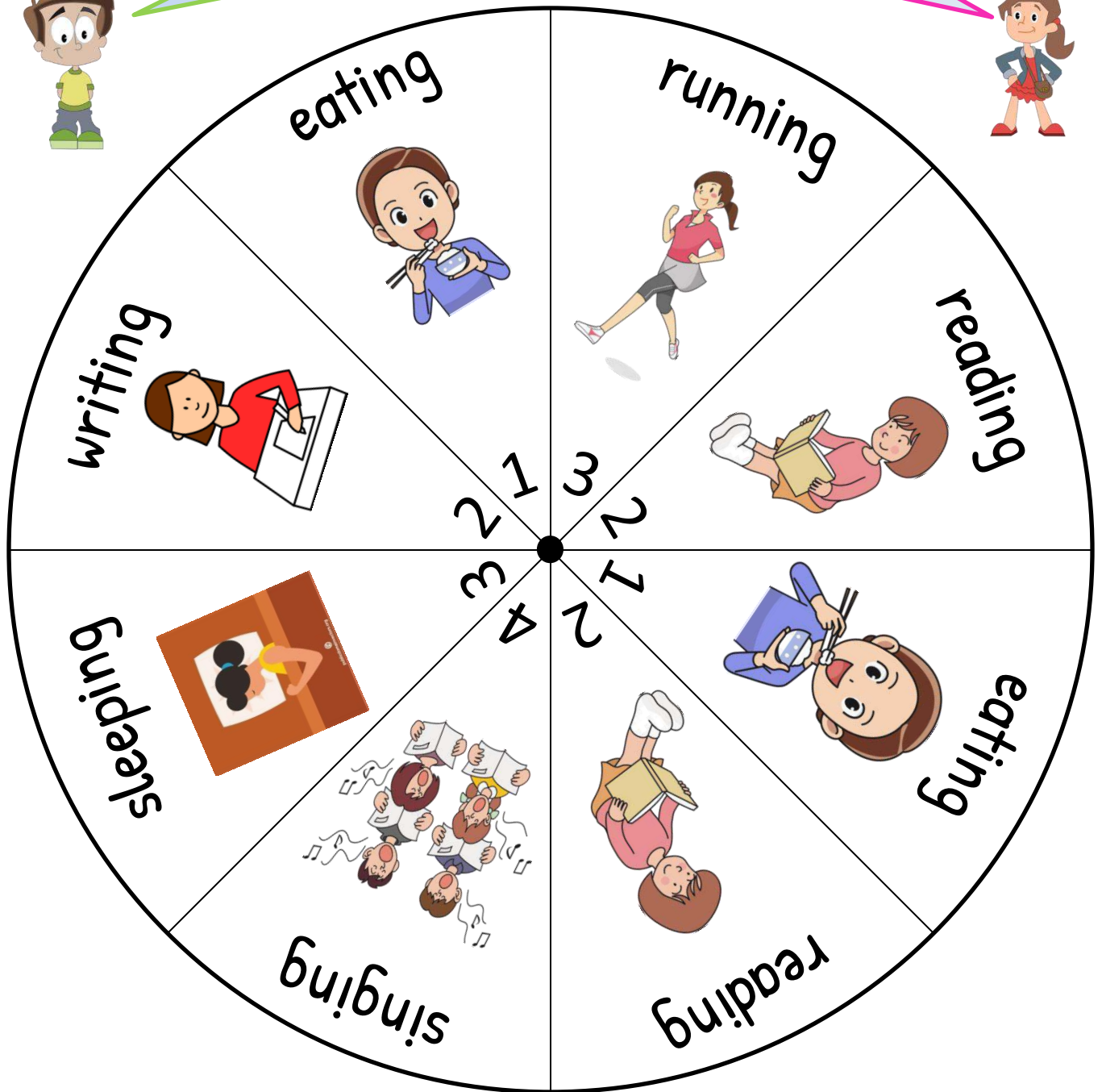
When the time is up, the student with the most points is the
winner.

THE SPINNER GAME

What are you doing?

What are you doing?

I'm reading.



NAME:

NAME:

POINTS:

POINTS: